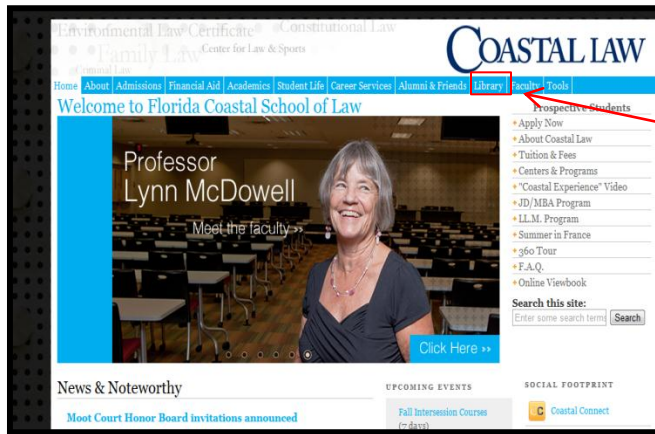


## Using the new Encore-Library Catalog Interface

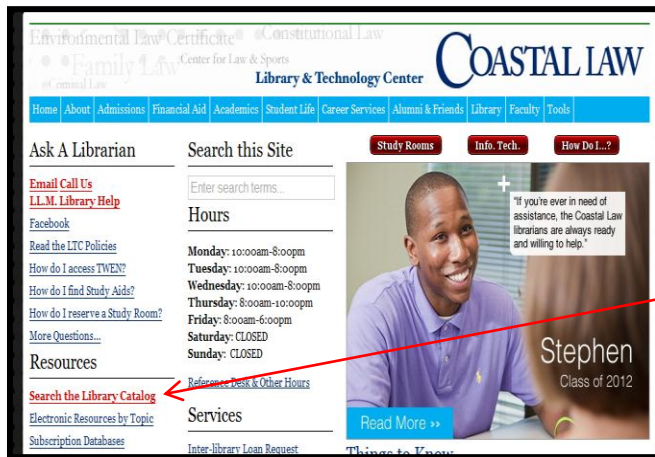
The following is a brief tutorial on using our library's new catalog interface-Encore. This tutorial provides you with information on some of the new features of the catalog. If you have questions about, or have problems using, the new catalog, please contact a Reference Librarian for assistance at [refdesk@fcsl.edu](mailto:refdesk@fcsl.edu) or call 904-680-7612.

1. Starting at the Florida Coastal homepage, click on the Library and Technology Center homepage.



Click on Library in the Header bar of the Florida Coastal Homepage.

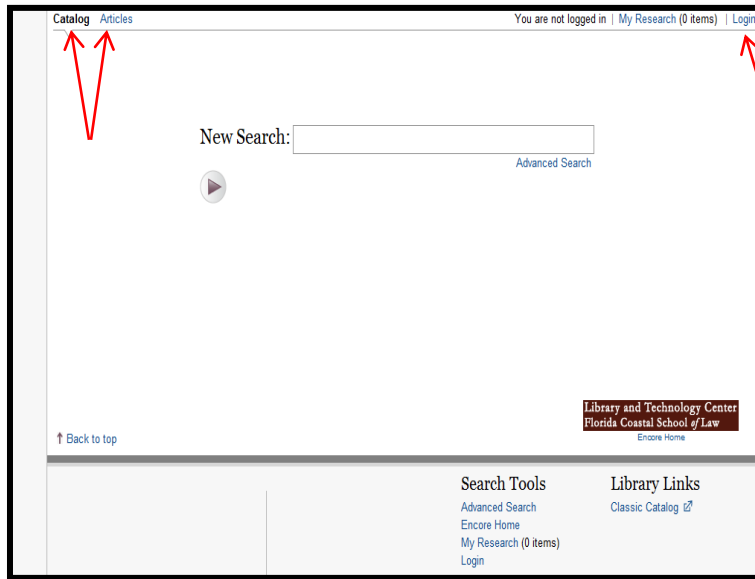
2. To begin searching the Library Catalog, click on the Search the Library Catalog link.



Click the Search the Library Catalog link to begin a search using Encore.

## Using the new Encore-Library Catalog Interface

- This is what the Encore search page looks like. The default setting is set to search the catalog, but search results will include articles from several electronic resources, and you will have the option to explore these further. You can search only articles by clicking "Articles" in the top left corner of the page. If you need to login to your library account to renew items or check on due dates, click on the login link at the top right corner of the page.



This is what the Encore search page looks like. The default is set to search the Catalog. You can also set it for an article only search. To login, click on Login in the top right corner.

- To login to your library account, click the Login link and this screen will appear for you to login.

First, enter name as it appears on your ID, such as "Jane Smith" or "John Smith."

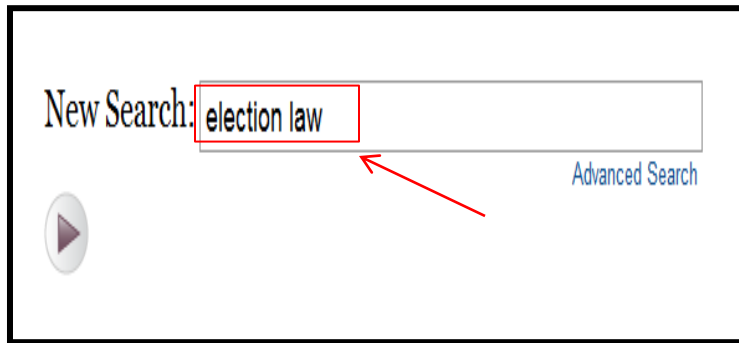
Next, enter the bar code number from your Florida Coastal ID card.

Then click the Submit button and you will be logged into your library account.

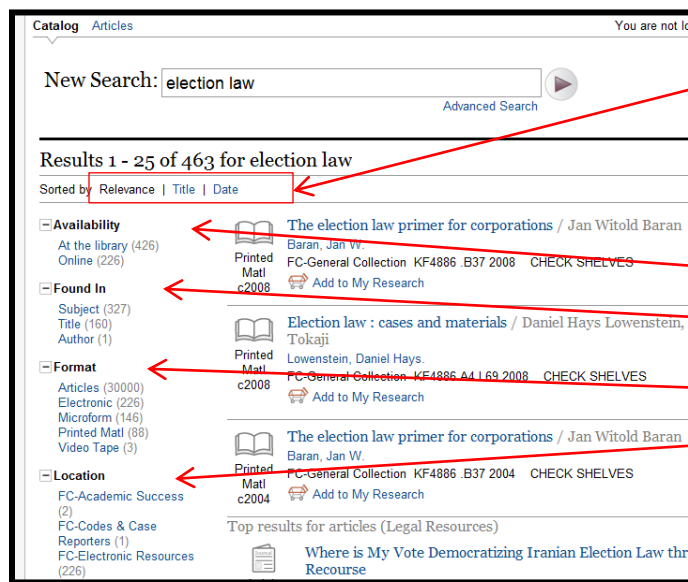


## Using the new Encore-Library Catalog Interface

- To begin a search using the new Library Catalog interface, simply enter your search term(s).



- This screenshot shows how the search results will be displayed. The results are returned by relevance. You can also set the results to sort by title or date.

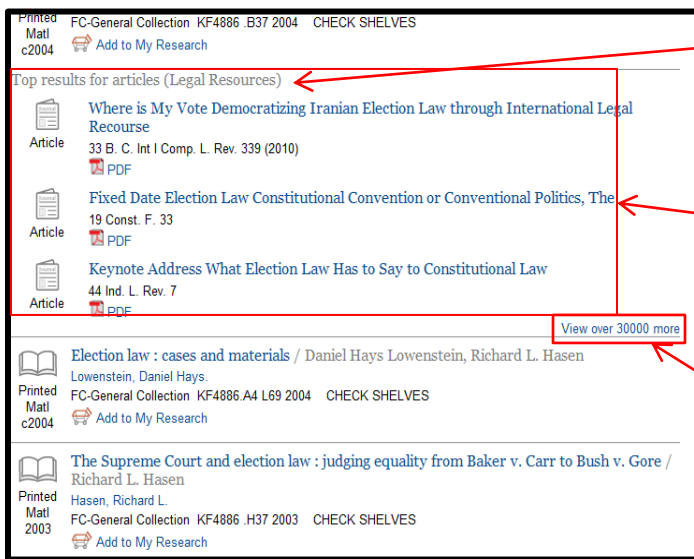


Results returned by relevance. You can change this to sort by title or date.

The Encore search results will identify the location of the materials containing your search terms and the format of those materials, along with where your search term is located within the material returned as a result. You can also limit your search by clicking on the limiters on the left and it will limit your results to those specific items.

## Using the new Encore-Library Catalog Interface

7. An additional feature on the search results page is the inclusion of the “Top Results for Articles.” This provides you with articles from our subscription databases.



The “Top Results for Articles” results will always appear near the middle of the search results page.

Click on the article titles to see the full records of the particular item.

To switch to articles only results, click on this link.

8. To conduct a search of only electronic resources, click on “Articles” on the Encore search page. You can search under Articles the same way you searched under Catalog by entering search term(s) in the New Search box.



The Articles search link is located in the top left corner of the Encore search page.

## Using the new Encore-Library Catalog Interface

9. Various subscription databases that the Florida Coastal Library and Technology Center subscribes to are located within different portfolios. By default, the system will search within the first portfolio, Legal Resources.

The screenshot shows the search results page for 'election law' in the 'Legal Resources' portfolio. The search bar at the top contains 'election law' and a play button. Below the search bar, it says 'Results 1 - 25 of 38175 for election law' and 'Database: Hein Core Collections'. The left sidebar shows a list of portfolios: Legal Resources (selected), Hein Core Collections (38175), U.S. Government Resources, Interdisciplinary Resources, and International Resources. The main content area displays several search results, each with a PDF icon. The first result is 'Where is My Vote Democratizing Iranian Election Law' by Orsuka, Tanya (notes), 33 B. C. Int'l Comp. L. Rev. 339 (2010). The second is 'Fixed Date Election Law Constitutional Convention on' by Hawkins, Robert E. (article), 19 Const. F. 33. The third is 'Keynote Address What Election Law Has to Say to Co' by Gerken, Heather K. (comments), 44 Ind. L. Rev. 7. The fourth is 'Maine Election Law Do Maine's Petition Signature Re' by Candidates of Equal Protection and Freedom of Assoc.

The database containing the results displayed will be highlighted in blue.

Click on other portfolios to see their contents and select different databases to search.

10. You can limit the search results the same way you did when you searched the Catalog.

The screenshot shows the search results page for 'election law' with filters applied. The search bar at the top contains 'election law'. Below the search bar, it says 'Results 1 - 25 of 325 for election law' and 'Database: Hein Core Collections'. The left sidebar shows a list of portfolios: Legal Resources (selected), Hein Core Collections (325), U.S. Supreme Court Library (1), Law Journal Library (324), U.S. Government Resources, Interdisciplinary Resources, and International Resources. The main content area displays several search results, each with a PDF icon. The first result is 'Elysian Foundations of Elec' by McLoughlin, Luke P. (article), 82 Temp. L. Rev. 89. The second is 'You Don't Have to Be a Stru' by Hasen, Richard L. (article), 64 U. Miami L. Rev. 465. The third is 'Election Law' by Nolen, Christopher R. (article), 44 U. Rich. L. Rev. 403.

This screenshot shows how you can limit the results.

This shows a search limited to the Legal Resources Portfolio and the Hein Online Database.

The search has been further limited to return only results where the search term is within the article (i.e. not in footnotes or title) and only in 2009 articles.

Again, if you have questions about, or problems using, the new catalog, please contact a Reference Librarian for assistance at [refdesk@fcsi.edu](mailto:refdesk@fcsi.edu) or call 904-680-7612. Or if you have comments or suggestions on how we can continue to improve your access to library resources!